FORGE

INSTALL FORGE ON YOUR PHONE

Forge isn't in the App Store or Play Store yet. You install it straight from your phone's browser in under a minute. It gets its own icon, opens full screen, and works like any other app.

Scan with your phone camera to open Forge

forge-app-five-xi.vercel.app

IPHONE AND IPAD

iOS 16.4 or newer

Use **Safari**, the browser with the blue compass icon. Chrome and Edge on iPhone also work on recent iOS, but the steps below are for Safari.

1 OPEN THE LINK IN SAFARI

Go to **forge-app-five-xi.vercel.app**, or scan the QR code with your camera. Wait for the Forge sign-in screen to load.

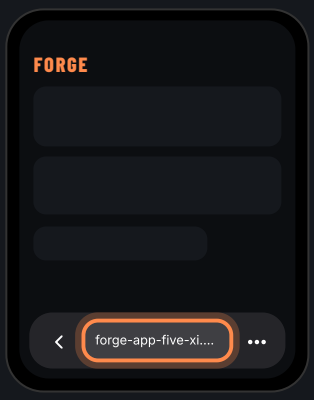

2 TAP THE SHARE BUTTON

It's the square with an arrow pointing up Share, in the bar at the bottom of the screen (at the top on iPad).

> Don't see it? Tap • • • next to the address first, then tap **Share**.

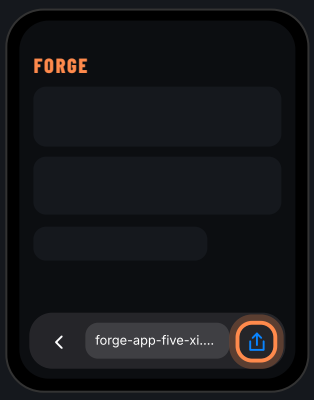

3 CHOOSE ADD TO HOME SCREEN

Scroll down the list and tap ⊞ Add to Home Screen.

> Not in the list? Tap **View More** or **Edit Actions** at the bottom and add it.

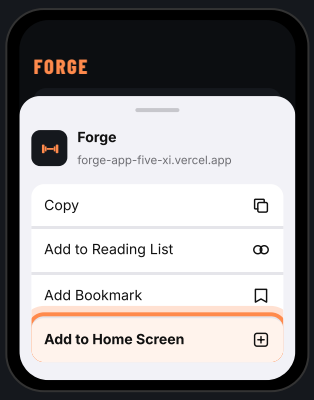

4 TAP ADD

Keep the name **Forge**. If you see **Open as Web App**, leave it switched on. Tap **Add** in the top right corner.

The copper Forge icon now sits on your Home Screen. Always open Forge from this icon.

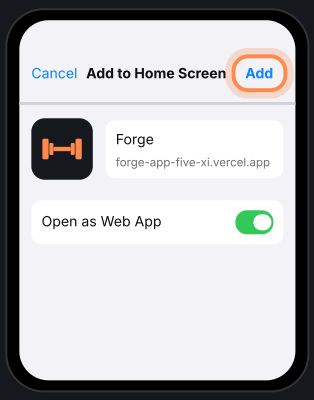

ANDROID

Chrome · Samsung Internet

Use **Chrome**. Samsung Internet works too; see the note under step 2.

1 OPEN THE LINK IN CHROME

Go to **forge-app-five-xi.vercel.app**, or scan the QR code with your camera.

> If an **Install Forge** banner pops up at the bottom, tap **Install** and you're done.

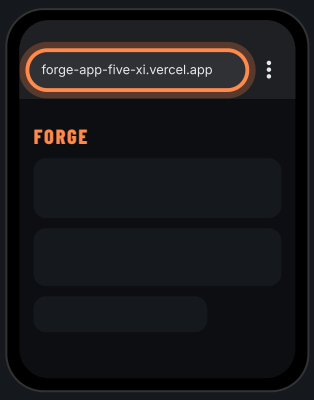

2 OPEN THE MENU AND TAP INSTALL

Tap the three dots ⋮ in the top right corner, then tap Add to Home screen. On some phones it's called **Install app**.

> Samsung Internet: tap ≡ at the bottom, then **Add page to**, then **Home screen**.

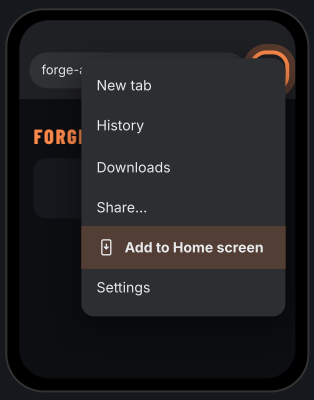

3 CONFIRM WITH INSTALL

Tap **Install** (or **Add**). Forge appears on your home screen and in your app drawer.

Always open Forge from this icon.

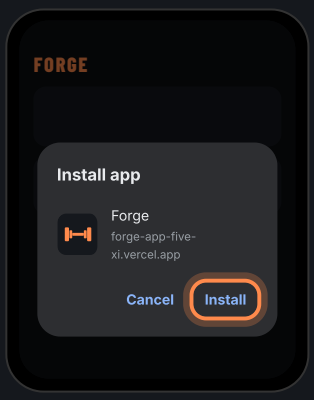

AFTER YOU INSTALL

SIGN IN INSIDE THE APP

Open Forge from the new icon and sign in with your email. The installed app keeps its own storage, separate from the browser, so **sign in there** to get your backed-up workouts.

CONFIRM YOUR EMAIL

New account? Forge sends a confirmation email. Tap the link in it, then come back to the Forge icon and sign in.

UPDATES ARE AUTOMATIC

When there's a new version, Forge shows **New version ready · Tap to update**. Tap it and you're on the latest version. Nothing to download.

WORKS OFFLINE

After the first open, Forge works in the gym even with weak signal. Your data saves on the phone and backs up when you're online.

▼ I can't find "Add to Home Screen" on my iPhone

Make sure you're in Safari, not inside another app's browser (like Instagram or WhatsApp). In those, tap the compass or "Open in Safari" option first. Then tap Share and scroll to the bottom of the list.

▼ I don't see "Install" in Chrome on Android

Update Chrome from the Play Store and reload the page. "Add to Home screen" does the same job if "Install app" isn't shown.

▼ Is it safe? Why isn't it in the App Store?

Forge is a web app, built on the same technology as the apps you use in your browser every day. It needs no special permissions. Store versions may come later.

▼ How do I remove Forge?

Press and hold the Forge icon, then choose Remove App (iPhone) or Uninstall / Remove (Android). Your online backup stays in your account.